

Assembly Instructions

Agra Display Cabinet

- Before you begin to assemble your new piece of furniture, please check to ensure that all parts have been supplied.
- Follow instructions closely as deviation from them may void your warranty and present a possible safety risk.
- It is recommended that assembly is done on a soft surface like carpet to avoid any damage.
- If you experience any problems with your new purchase please phone Freedom Customer Service (FCS) on 1300 135 588 (Customers outside Australia should contact their closest Freedom store.)

Care Information:

Periodically check and re-tighten all fasteners. Wipe down surfaces using a clean cloth weekly. Avoid direct sunlight.

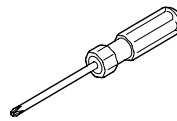
Hardware



Part A x 2 □

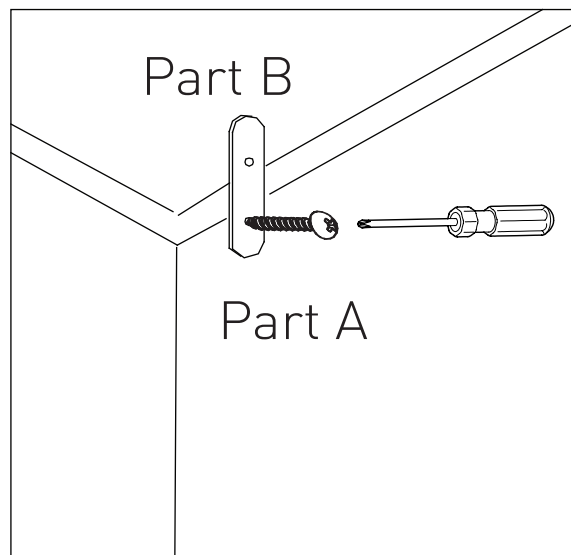
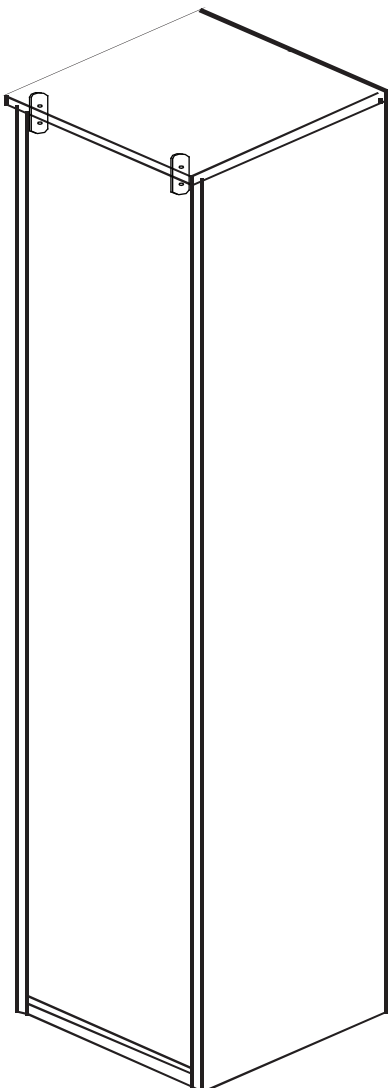


Part B x 2 □



Phillips Screwdriver (Not Supplied)

Step 1.



Important Installation Information

As different walls require different fasteners, the fixings required to attach this product to the wall have not been included. Please consult a hardware store for advice on the correct fixing to use.